

# 2023 ANNUAL REPORT

Travis County Emergency Services Districts



Leave Blank

# 2023 Annual Report

## Table of Contents

Who we Are	<b>2</b>
Our Teams	<b>3</b>
Financials	<b>4</b>
Emergency Operations	<b>5</b>
Equipment	<b>6</b>
Emergency Medical Services	<b>7</b>
Fire Code	<b>8</b>
Fire Prevention	<b>8</b>
New Programs and Partnerships	<b>9</b>
Public Information	<b>10</b>
ISO Ratings	<b>11</b>

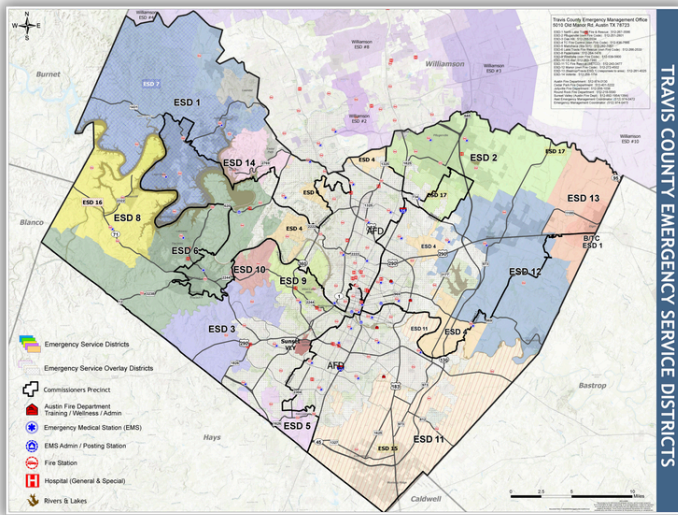


# Who We Are

**13** Primary Emergency Services Districts

**4** Overlay Emergency Services Districts

**PROTECTING**  
**428,473**  
**RESIDENTS**



**COVERING**  
**750** SQUARE  
**MILES**

**SERVING**  
**20** MUNICIPALITIES &  
**VILLAGES**

Including City of Austin Extraterritorial Jurisdictions





# OUR TEAMS

Emergency services districts are comprised of a dynamic team that includes both uniformed emergency responders and civilian personnel. Uniformed members, such as firefighters, play a vital role in emergency response, while civilian staff contribute expertise in areas like administration, communication, and support services. Together, they work seamlessly to serve and protect the community, showcasing the diverse skills required beyond traditional emergency response functions.

**679** Uniform Positions



**72** Civilian Positions

**37** New Firefighter Positions Added



# FINANCIALS

Total Budget for All Travis County ESDs

2023

\$118,492,375

2024

\$127,803,730

# STATIONS

42

staffed  
stations

1

new  
station

4

remodeled/  
updated



24



4 firefighters per engine/quint  
24/7

11



3 firefighters per engine/quint  
24/7

STAFFING



# EMERGENCY OPERATIONS

**40,834**  
incidents



fires



medical/rescues




search & rescues



 **18**  
Explosions

 **1,039**  
Hazardous  
Conditions

 **6,222**  
Service Calls

 **FALSE** **2,625**  
False Alarms

 **39**  
Natural  
Disasters

 **83**  
Special  
Incidents



# EQUIPMENT

Equipment owned and operated by TCESDs



**7 Quints**



**37 Engines**



**3 Rescues**



**29 Brush Trucks**



**7 Tenders**



**10 Squads**



# EMERGENCY MEDICAL SERVICES

Reducing EMS Response Times via the Expansion of Fire-Based EMS.

## Fire-Based EMS

Travis County ESD No. 1



**2** Medical Intensive Care Units  
Cost: \$650K per unit per year

Travis County ESD No. 2



**4** Medical Intensive Care Units  
Cost: \$750K per unit per year

Travis County ESD No. 11



**1** Basic Life Support Medic Unit  
Cost: \$600K per year

## FY 2024

Interlocal Agreement for Travis County and City of Austin for Emergency Medical Services.

**11%**  
increase

**9\*** 24-hour ambulances

**2\*** 12-hour demand ambulances

\* provide service in unincorporated Travis County

Advanced Life Support Positions Added Since Jan. 2023

**+6** Intermediate Life Support

**+18** Advanced Life Support

**\$17,662,618**

Total Contract Cost

# FIRE CODE

Fire codes are crucial for several reasons as they play a fundamental role in ensuring public safety and minimizing the risk of fire-related incidents. Five Travis County ESDs maintain and service fire codes and enforcement within their jurisdiction.

TCESDs w/Fire Codes	Fire Inspections	Maintenance Inspections	Plan Reviews	Operational Reviews/ Permits
ESD2	1,572	541	648	33
ESD6	3,351	112	438	164
ESD9	1,126	137	330	42
ESD11	253	150	231	56
ESD 12	798	220	222	87
Total	6,803	1,160	1,955	382

# PUBLIC EDUCATION

All Travis County ESDs participate in various public education and risk-reduction activities throughout the year.






# NEW PROGRAMS & PARTNERSHIPS

Exploring inventive strategies to enhance the effectiveness and efficiency of our services, we are committed to both the safety and well-being of our communities. This includes judiciously utilizing tax dollars, ensuring responsible and careful stewardship of public resources while delivering top-notch services to meet the evolving needs of our residents.

## Drone Program

ESDs 2, 5, 6, 11 and 12



## CRC Position

A full-time County Resource Coordinator (CRC) was hired to enhance emergency response and coordination between the ESDs and the Travis County Office of Emergency Management.


## ALS Engines and Squads

ESDs 1, 2, and 8

## Joint Stations

ESDs 4 with 12  
ESD 6 with City of Bee Cave

## Shared Fleet Maintenance





# PUBLIC INFORMATION

Providing the right information to the right people at the right time.



## WHAT ARE EMERGENCY SERVICES DISTRICTS?



### What are ESDs?

## LA SEGURIDAD EN EL COCINA COMIENZA CONTIGO!

### Fire Prevention Week (Spanish)



### Fire Prevention Week



### Kid's Fire Prevention Week

# Joint ESD News Conference

On July 19, a joint news conference was held in coordination with Travis County Emergency Services Districts to discuss wildfire preparedness and prevention.



# ISO RATINGS

An ISO rating, short for Insurance Services Office rating, is a measure used by insurance companies to assess a community's firefighting capabilities. The rating evaluates factors like equipment, training, and water supply to determine how well a fire department can respond to emergencies. A lower ISO rating often results in lower insurance premiums for residents, as it indicates a higher level of fire protection in the community.

## ISO Ratings



Total number of ISO  
Class 1-2 TCESDs

9\*

Total number of ISO  
Class 3-4 TCESDs

3\*

Total number of ISO  
Class 5-10 TCESDs

2\*

\* Numbers reflect split rating classifications.





# WE ARE YOUR TRAVIS COUNTY EMERGENCY SERVICES DISTRICTS

